

Achievement vs. progress

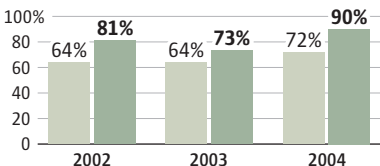
Some states use "value-added" analysis to measure the influence a district and school have on the annual academic growth of each child. Here are four examples of elementary schools in Seattle that vary in terms of fourth-grade student achievement and growth in reading.

District School

BROADVIEW-THOMSON (North)

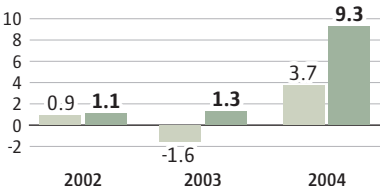
Broadview-Thomson achieved above the district average...

Percentage meeting standard, WASL



...and the average student grew more.

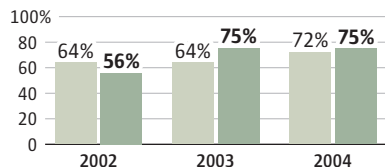
Figures from -3 to 3 considered average growth.



JOHN STANFORD INTERNATIONAL (Wallingford)

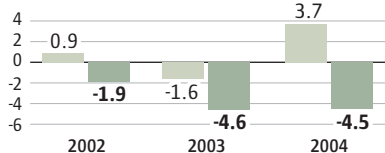
John Stanford International achieved above the district average...

Percentage meeting standard, WASL



...but the average student grew less.

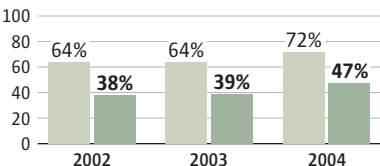
Figures from -3 to 3 considered average growth.



GATZERT ELEMENTARY (Central)

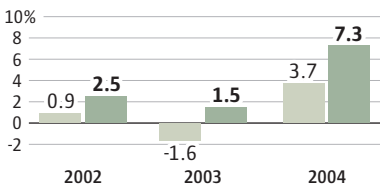
Gatzert achieved below the district average...

Percentage meeting standard, WASL



...but the average student grew more in a year.

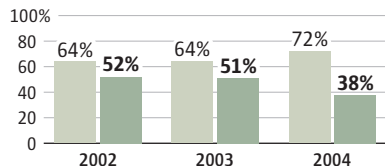
Figures from -3 to 3 considered average growth.



ORCA (South)

Orca achieved below the district average...

Percentage meeting standard, WASL



...and the average student grew less in a year.

Figures from -3 to 3 considered average growth.

