



Xrroid Xpress eZine October 2007

Monthly Quantum Community Newsletter

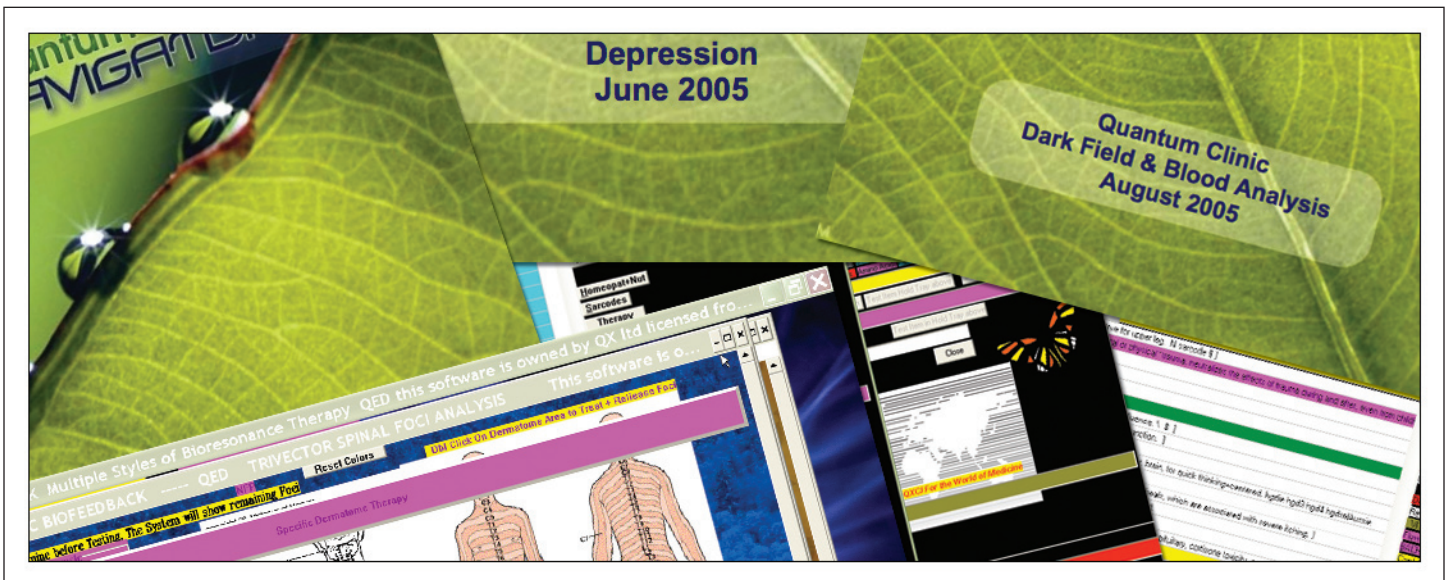
Uniting Our Quantum Community through Knowledge with Alyce Harms	2
Consciousness with Nirvana Zarabi-Smith	4
Breathing Exercise & Visualization with Nirvana Zarabi-Smith	7
The Global Benefits of Energy Medicine with Dave Cowan	8
Miasms and Homeopathic Treatment with William Cunningham	10
Focus on a Product of the Month with Simone Gabrielle	15
Tricks of the Trade with the Practitioner Support Team	19
Coaching Corner with Theresa McCall	21
Quantum Clinic with Gage Tarrant	22
Device Certification Program	23
Advanced EPFX Training	25
Lyme Disease Training- The Great Imposter	27

Uniting Our Quantum Community through Knowledge

with Alyce Harms

Quantum Biofeedback is in recurrent development and new ways of applying the programs are continually discovered. As Instructors and Practitioners, we are evermore adjusting our teaching and practice in order to encompass new understanding and additional program functions. Through our website, news letters, workshops, conferences and Congresses we can help you stay on the cutting edge of this technology.

One of the great opportunities many of you have is to participate in the Quantum Clinics that are presented in your area. Nirvana Zarabi-Smith put the first series of Quantum Clinics together in 2005, covering a wide range of topics. I took over the project in 2005 running into 2007 and now Gage Tarrant will keep the project rolling. It takes many dedicated hours of research to gather the information for each monthly clinic. These workshops not only accredit CEU's towards your yearly requirements, they provide an advantage in your knowledge base. What is more, the Quantum Clinics are an occasion to unite with fellow practitioners and I often hear people say that these events not only provide a strong camaraderie, they also come away feeling completely inspired with an abundance of new insights!



As practitioners I am certain that we all have a vested interest in how Quantum Biofeedback is viewed by the public. Usually a practitioner that practices unprofessionally or poorly does so from ignorance and not malice; yet this can reflect on all of us in the field. Therefore it is so important for all of us to continually enhance our knowledge and stay on the cutting edge.

Some practitioners who live further away, have felt cut off from the Quantum community because they have had little exposure to new information and any of the technique advancements in Quantum Biofeedback.

In consideration for these practitioners and as a way to keep our global community informed and unified (to keep everyone in the fold), it has been decided to offer free downloadable back issues (six months previous) of the Quantum Clinics.

They can be found on our website www.thequantumcenter.com.

There has been a concern expressed: if everyone can have access to this material, why would they come to an organized Quantum Clinic event? In response to this, consider the following points:

- *The available downloadable information is from six months previous (not the most current).*
- *The majority of people would prefer to gather and have the material presented by a knowledgeable presenter and worked through as a group rather than figuring it out on their own from a handout.*
- *The workshop atmosphere provides camaraderie, generates excitement and the sharing of ideas and information.*

All of this cannot be experienced by reading a handout!

Alyce Harms, Director Of Academies

The Quantum Center Of Excellence

alyce@thequantumcenter.com

[Visit my Blog](#)



Consciousness

with Nirvana Zarabi-Smith

What is consciousness? The word “conscious” comes from the Latin word which means to know. We tend to think of it as our thoughts and our awareness. Consciousness is something we create. Think of it as a painting and you are the painter. We can all paint, but each painting is exquisitely unique. Our consciousness compares, selects and stores and it does it primarily through our attention. Therefore, we can say that consciousness is a combination of our mental thoughts and images, which consist of our words and visions. Unfortunately, some people go through life without even suspecting the existence of consciousness. In my opinion, science has failed to understand consciousness and has essentially ignored it due to ignorance, lack of knowledge, education and experience. Could the problem be that it has been seen as either intangible or purely philosophical, and that to study it experimentally would be a waste of the scientists’ time? Anyone who is familiar with and has any knowledge about “The Field” could never doubt it nor deny it. Every culture has also been taught and trained to look at consciousness very differently, so this may also be part of the problem. Our minds are trained to think a certain way and to have certain belief systems.

There are different types and levels of consciousness. For example, Freud spoke of the conscious and the unconscious. He stated that “the goal of therapy was to make the unconscious conscious.” What does Freud and others like him mean when they speak of the “unconscious”? How is it different from consciousness?

Our different kinds of experiences are all considered to be altered states of consciousness. This is due to the fact that they are different than our idea and how we perceive everyday consciousness. This is similar to when you are sleeping, meditating, experiencing a mystical state, hypnosis, or similar to a state when one is on drugs. Some of these states are considered beneficial while others are obviously considered harmful, depending on one’s perspective. Science doesn’t know very much about altered states of consciousness because words have not been sufficient to describe them and people’s experiences have been very difficult to prove or assess. They need everything to be tangible with an explanation to follow it in order for it to be validated.

I recall one of my own personal experiences in this state from some time ago. It was a very beautiful and peaceful experience. I recall that I was asleep, but yet awake, somewhere between heaven and earth. When I describe this state to another person, their left-brain tends to kick in and they automatically dismiss it by saying that “it must have been a dream...”

We act as if our own personal consciousness is the way the world is and that an objective reality is perfectly seen in our consciousness. In other words, we think that every one sees the world through our eyes. Most people never even realize there is any other possibility. But our consciousness is constantly being affected by our own body functioning and we don’t even realize it. Our consciousness is affected by our pains, thoughts and our movement, by the way others act around us, by our environmental forces such as radio waves, radiation, light, gravity and air pressure just to name a few.

Studies have demonstrated that even your body posture significantly affects the state of consciousness.

Interestingly enough, fasting has also been documented as affecting consciousness, and undoubtedly such everyday activities as diet and exercise also affect it. So, everything affects it. What are your needs and desires?

The 13th century Persian Sufi Poet Rumi wrote: “What a piece of bread looks like depends on whether you are hungry or not.” Are you hungry enough to break the boundaries around you and open up the doors to your consciousness? Consciousness is vast and infinite and the path is there if you desire to follow it. Just like anything else you choose to do in life, you must give it time and put forth your effort.

Have you noticed that as children we grow obedient and imitative as days go by? We mistake introductions for essential truths. Just like my little ones who come home from preschool and loudly and proudly sing the alphabet to show off their superior knowledge. I smile at them with great amusement and heartfelt joy. My children don’t realize that studying the introduction is just the beginning of discipline. After learning a little about various topics, they will treat all of the information they have learned as fixed and unchangeable laws. These become their consciousness.

My teacher, Professor Angha, says “true consciousness cannot be attained through the sensory modalities, which are the source of what we think of as knowledge. It’s virtually impossible that the ultimate reality penetrates his consciousness freely and purely; for through his sensual perception-with crippled, impaired images, screened through the lenses of his current inner state.” He tells us we are always deceived by the conclusions we draw based on appearances. Most of us judge the book by the cover and then realize that we were incorrect, right? “The real is what we can’t see.”

Another important factor to consider when speaking of consciousness is sleep. Sleep is essential. Interestingly, sleep is a temporary separation of yourself from your body. Did you know that in deep sleep we leave our physical body and do something else, whether we are dreaming or not? This kind of makes you think a little bit wondering where you’ll be drifting to tonight when you go to bed! The distance you travel depends on the lightness and purity of the one who is sleeping. The purer you are, the further you can travel. Just five minutes of correct, deep meditation is equal to 24 hours of sleep! Many traditions speak of a higher state of consciousness. In English, it has been called the Ultraconscious or Expanded Consciousness or Cosmic Consciousness. In Buddhism, it is called Nirvana; in Zen, Satori; in yoga, Samadhi. Richard Bucke gives the following characteristics of “Cosmic Consciousness”:

- *Intense light: The mind is filled with light, rare, inexpressible light.*
- *Ecstasy filled with the emotions of supreme joy, rapture, triumph, assurance.*
- *Intuitive, intellectual illumination of awareness of all meaning, of the universe; identification and merging with Creation, with infinity.*
- *Transcendental love and compassion.*
- *Physical and mental suffering vanishes. Fear of death disappears.*
- *Realization of the unimportance of material things and the importance of the spiritual.*
- *Enhancement of mental and physical vitality and activity, an uncovering of latent genius and creativity.*
- *A sense of mission - the revelation cannot be contained.*
- *A new radiance, a charging with divinely inspired power, a magnetic force that attracts and inspires others; a transfiguration of being.*

Are you conscious of your senses or conscious of your soul? Professor Angha states, in *The Mystery of Humanity*, “The human being is actually not a very material organization. It is not in the brain’s bio-computer but in the electromagnetic fields and centers of our being, and in our receptive capacities that consciousness of reality lies. The electromagnetic elements and connections are those aspects of being traditionally perceived as spiritual. The personal magnetics of man are constantly in connection with the universal electrics, and the nervous system and magnetic particles create a combination, which govern human life in a way that every man’s life has possessed.

To reach the highest spiritual level, which is beyond all the levels described, and is the level of true consciousness. When we reach this level, we can move beyond our emotions. Until this point, we are addicted to emotional stimulation to feel alive.

Nirvana Zarabi-Smith, Director Of Education

The Quantum Center Of Excellence


nirvana@thequantumcenter.com

[Visit my Blog](#)

Breathing Exercise & Visualization

with Nirvana Zarabi-Smith

Sit comfortably in a chair, with your spine and head straight. Breathe in slowly and deeply through the nose, expanding the lungs, then exhale slowly and fully through the mouth. Continue this slow deep breathing, inhaling evenly between both nostrils, filling the lungs, pressing down against the diaphragm, and then exhale fully through the mouth, releasing tension with each exhalation.



Now, visualize a waterfall, as you continue this slow deep breathing. As you breathe in, let the energy from the waterfall clear away all the mental congestion in your mind, the tiredness, the problems and difficulties. Just let the energy of the waterfall flow with the breath. Let the energy cascade down through the spine with your exhalation. Let it flow down through the spine, down through the body, refreshing and revitalizing, showering you with energy.

Nirvana Zarabi-Smith, Director Of Education

The Quantum Center Of Excellence

nirvana@thequantumcenter.com

[Visit my Blog](#)

The Global Benefits of Energy Medicine

with Dave Cowan

Because of the nature of Subtle Energy work, the results of a session in Quantum Biofeedback are not always necessarily overt, or noticeable. This can leave room for doubt on the part of the client and practitioner as to whether anything of benefit has occurred. If the practitioner has doubts, this will be silently communicated to the client.

Obviously, we would all prefer that every session ends in a fireworks display of healing benefits, and that our clients will love us eternally for how wonderful we are. In the day-to-day world of running a practice, however, we know this will not always be the case. The reasons for a 'less-than-fireworks' session can be many. Some possibilities include: our client is too toxic or unaware to perceive a change, there is some mental or emotional resistance to acknowledging or letting go of Stressors, the client is operating under a false set of assumptions based on their faith in a medical diagnosis, or we were simply 'off the mark' in our assessment of their needs. Nevertheless, it's in these cases we need to be reminded of what I like to call the 'global benefits' of a session in Quantum Biofeedback. These benefits benefit everyone equally, and you can count on them working in every case, whether 'felt' or not. Knowing this can help assure you that you are accomplishing something very significant in each session, and that confidence or knowing, again, will be silently communicated to each client. These benefits are not dependant on your level of experience, education or knowledge. In fact, too much of any of these may, in some cases, block the awareness of these simple benefits. Here they are:

Providing a supply of free electrons

By sending electrical signals back to the body, regardless of the frequencies or patterns being administered, we are providing a form of safe electrical nutrition. The body needs electrons, which in their fundamental state are light. In nature, we receive these electrical benefits from sunshine and plants, who also received them from sunshine. I say 'safe', because not all forms of electrical energy are. However, the level of energy we administer through the EPFX is established during calibration to exactly match the biological/electrical level of each individual. It's feeding something that the body readily accepts. The ability of the body to accept these energy packets depends on the quality and quantity of available electrolyte minerals. This is why giving a client an electrolyte solution, like 1/2 teaspoon of Celtic or Himalayan Sea Salt at the beginning of session will help the energies to 'hold' more effectively and for longer.

Balancing the PH

A 'side effect' of providing this electrical nutrition is a natural balancing of the PH in the body. When the voltage potential of the cell wall membrane is optimal, this allows for the proper transfer of nutrients, including the electrolyte minerals, to and through the cells. These minerals also happen to be our Alkaline reserve, and serve to naturally buffer acidic states. This is why at the end of a session, we often find the 'PH / EH' values have self corrected (come closer together) even if we didn't address PH directly.

Improved Cell Vitality

On a similar note to the above, Cell Vitality also seems to spontaneously improve by the end of session, even if not directly addressed. This again is due to providing optimal electrical nutrition to the Cell Wall Membrane whose function

is electrically dependant. 'Sick' cells have lower voltage. This can be the result of a primarily cooked and processed food diet, which is electron-poor.

Mitochondrial Spin Correction

The electrical spin of the mitochondrial DNA, which is needed for healthy cell function and replication, is to the Left. This is true also in the southern hemisphere, by the way. Otherwise people living on the equator would be in a real jam! Many things can contribute to a 'flip' of the spin to the Right, which begins a cascade of degenerative processes in the cell, ultimately linked to Cancer. Responsible stressors include exposure to unhealthy EMF's, denatured food and poor electrical nutrition, and certain repressive emotional states along with their biochemical markers. Correcting the spin to a healthy Left spin is accomplished by exposing the cell to a negative north magnetic field, according to Dr. William Philpott, author of 'Magnet Therapy'. An EPMX practitioner who is also a medical doctor, took the EPMX to a medical lab to measure what was being delivered from the straps. Every therapy tested was being delivered in a negative north polarity. So, no matter what you do, you are helping the cells maintain or return to a healthy, normal state. This may be one of the major ways that a Sarcoderm therapy, for example, 'works' so well.

Regeneration

According to Beckers' 'Body Electric', the essential difference between self-regenerating species (like the salamander) with species lacking this trait (like frogs) is simply the ability of the regenerating species' cells to conduct a mild electric current at or near the area needing regeneration. By applying a mild current to the non-regenerative species' limb, he was able to stimulate the re-growth of a limb. It seems that the flow of electrons 'wakes up' the cells, as it were, to be able to recognize their ideal form in the energy body, which remains even after the physical limb or organ is removed. Once the cells 'recognize' the energetic template, they then begin to replicate according to the plan. This is something we do in every session, whether we are consciously working on regeneration or not.

Recognition and the Observer Effect

Everyone wants and needs to be heard. The successful counselor is usually the one who says the least, but creates an atmosphere of safety and trust wherein the client feels permission to work out their own solutions. Just by showing up, your client has already committed to change, and has done half the work! By your presence and joining your Mind with theirs, you help create a laser-like focus of attention that must, by the laws of Quantum Mechanics, create change. Confidentiality must be observed and assured for this to occur optimally. Every relationship and human interaction carries some degree of this benefit, but a clinical situation with an expectation for healing, or wholeness, is a particularly powerful event which links you and your client to all the forces of Nature. Often, it is not necessary to come up with a 'solution'. Simply the shared acknowledgement of the perceived 'problem' allows the solution to be born naturally.

With these Global benefits in mind, I hope you can go forward with more confidence and assurance that 'something good' has to happen in each and every case. Ultimately, healing is the responsibility and choice of the client. Be kind to yourself, and do not take on this responsibility yourself. Good health is our natural state. Detecting and removing Stress patterns can help in recovering this for anyone.

Dave Cowan, Director Of Instructors
The Quantum Center Of Excellence
dave@thequantumcenter.com

Miasms and Homeopathic Treatment

with William Cunningham

Miasm is the term generally applied to a patient's predisposition toward a specific disorder or weakness, and literally means, 'obstacle to cure.' At some point, every practitioner has helped a client with a well-chosen remedy, only to have him either relapse or watch the condition either repeat or evolve into another expression. Instead of getting healthier, they grow progressively worse. Hahnemann's concept of the miasms, which originated in his book, 'The Chronic disease,' published in 1828, provided one explanation for this all-too-common phenomenon, believing the miasmatic influence to be the underlying predisposition toward chronic disease. Jay Yasgur, in *A Dictionary of Homeopathic Medical Terminology*, vaguely describes a miasm as "a noxious influence." In *The Science of Homeopathy*, George Vithoulkas offers:

"A miasm is a predisposition toward chronic disease underlying the acute manifestations of illness, 1) which is transmissible from generation to generation, and 2) which may respond beneficially to the corresponding nosode prepared from either pathological or from the appropriate drug or vaccine."

If we expose a randomly selected group of individuals to an 'exciting' event or cause (i.e. morbid agents such as bacteria, cold temperatures, stress, etc), some of those individuals will remain healthy and unaffected, while others will experience varying degrees of disease or debility. The factor that caused the affected group to become ill was a susceptibility to that particular exciting cause, called a predisposition or 'maintaining cause', and was likely created by a miasm. The vital force, responsible for the expression of life itself and for maintaining health, has a weakness in it, and is being destabilized by the miasmatic force. This weakness may be inherited or acquired, active or dormant, and acts as a blockage to cure. Unless treated, the weakness will be repeatedly manifested throughout the life of the individual through a series of related illnesses. In "The Chronic Miasms" J.H. Allen defines disease as, "the vicarious embodiment of some miasmatic influence that has bonded itself with the life force, producing disease according to the type... miasms are destructive in every way, of both the mind and body and they tear at the very spirit of man."

Chronic conditions are in fact one of the key identifiers that a practitioner may be dealing with a miasm. In his *Organon of Medicine* §78, Hahnemann states, "the true, natural chronic diseases are those that arise from a chronic miasm, when left to themselves, improper treatment, go on to increase, growing worse and torment the patient to the end of his life." After an exhaustive 12-year study (detailed in his *Chronic Diseases* work), Hahnemann observed that, when disease returns with new symptoms again and again, the practitioner is encountering a small fragment of a more deep-seated disease. While the need to address acute symptoms is often urgent, one must resist the urge to only treat 'in the now', and probe for those often elusive chronic tendencies, lest we be guilty of creating in our patients that which we are seeking to alleviate. One must look into the whole of the illness, progressing backward and forward on the timeline of symptoms and events, and ultimately to the core condition that may be miasmatic in nature and must be addressed if cure is to be realized. This is where an in-depth, thorough history becomes invaluable, not only of the individual patient, but their ancestral line as well. The more distant the trauma or event, the stronger the impact it has on the patient's ability to heal.

Three miasms originally identified by Hahnemann were psora, syphilis, and sycosis.

The psoric miasm is believed to be the oldest, the deepest weakness, the 'mother of all disease' that other disease is built upon and is the underlying cause of virtually all chronic disease.

Some 80% of the population is believed to be harboring some psoric component. Psoric is a deficiency miasm, keynotes include hypersensitivity, periodicity, bowel and skin symptoms and anxiety. Asthmatics that suffer from eczema, psychological manias and excess fatigue can characterize the psoric miasms, and their personalities are often timid or reserved, intelligent and perhaps depressed.

The second chronic miasm thought to affect humanity was the syphilitic miasm (leutism), acquired either by direct exposure to syphilis or inheritance from generations past. Syphilitic miasms are destructive, keynotes include dysfunction, ulcerations and necrotic degeneration, perhaps depresses, with phobias, anxieties, insomnia and deformities.

They tend toward self-destructive behavior; psychologically they can be unfeeling, even cruel and experience difficulties with relationships.

The last miasm to arise was the sycosis miasm, acquired from either exposure to gonorrhea or inheritance from an infected ancestor, and responsible for the fewest chronic diseases. Sycotic miasms are of excess, and keynotes for sycosis include hyperfunctionality, water retention, warty or cystic growths. Psychological tendencies lean toward selfishness and obsessive excesses such as alcoholism, drug abuse and greed.

Noxious influences subsequently gave rise to Tuberculinism, believed to be a combination of the psoric and syphilitic miasms, and carcinosin, thought to be a combination of all three. There are other miasms to be sure. Western medicine's tendency toward acute suppressive or palliative therapies drives disease deeper, so the number of identifiable miasms is growing with every new suppressive therapy used, including surgery, vaccination, drug therapy, chemo and electromagnetic radiation. Major illness, trauma and 'heroic' allopathic treatment tends to alter the 'dynamic plane' of an organism, allowing an aberration to be passed on from generation to generation. We are now identifying mercury and amalgam miasms, pharmaceutical and vaccination miasms, fungal and viral miasms - a whole new series of impediments to cure. Once this dynamis of the body is disturbed, it can only be improved or cured with the appropriate potentized homeopathic remedy.

Regardless of a person's apparent strength and health, the intensity of the miasmatic influence directly contributes to the degree of vulnerability and the impairment of the bodily defenses. Samuel Hahnemann states in the 6th Edition of the *Organon* (Aphorism 78):

"The true natural chronic diseases are those that arise from a chronic miasm, which when left to themselves, and unchecked by the employment of those remedies that are specific for them, always go on increasing and growing worse, notwithstanding the best mental and corporeal regimen, and torment the patient to the end of his life with ever aggravated sufferings. These are the most numerous and greatest scourges of the human race; for the most robust constitution, the best regulated mode of living and the most vigorous energy of the vital force are insufficient for their eradication."

Multiple miasms may also be present, leading to almost any number of pathological changes and slowing the response to treatment. Due to heredity, disease, vaccinations, pharmaceutical intervention and trauma (both physical and emotional), there may exist multiple layers of predisposition which must be peeled away like the layers of an onion. Each layer is defined by a set of symptoms which must be resolved before continuing to the next layer.

The resonant frequencies expressed with each layer are unique to the needs of the body at that time. Treating deeper layers before the superficial layers will not cure, and in fact it may obscure the symptom picture so dramatically that it makes accurate prescribing almost impossible.

Complete resolution may take many years and many remedy adjustments as the totality of presenting symptoms with each new layer evolves.

Homeopathic case-taking is all about individualizing and selecting the simillimum indicated. More on treatment and follow-through may be found in Hahnemann's *Organon*, Aphorisms 272-285. The three remedies typically associated with the three dyskrasias are Mercury for syphilis, Thuja with sycosis and Sulphur for psora. In addition to the classical singulars, an extensive selection of blended complex remedies are available for the various commonly encountered miasms in both the *Medical* and the *Dr. Recommends* lines.

In treating the patient in the 'now', it is important to remember that Hahnemann's 'totality of symptoms' refers to the current set of symptoms. Our patients come to us with disease patterns and suppressions that are trapped in our being like layers in an onion. The correct treatment of the current symptoms will undoubtedly reveal the subsequent, underlying layers. A patient's entire life cannot be matched to a single remedy, no matter how competent a homeopath may be. Be patient, take the time to examine both the current symptom picture as well as events in their past and their family histories.

Hahnemann also recommended a 'Heilkunst' (the Art of Health) approach to treating miasms. In addition to homeopathy, he was a strong advocate of proper lifestyle changes, including exercise, nutrition and sanitation – truly a holistic approach. This is what many MDs struggle with today. Even though homeopathic remedies are efficacious, legally protected and defined as drugs in the United States since 1938, MDs have had their licensure suspended by practicing any medicine not commonly used by their narrowly defined peer group - a pathetic conundrum for any profession which claims to be based on science.

The significance and potential impact of the miasmatic concept should not be taken too lightly, for there are those who believe the fate of the entire population may be determined by it. In a sobering reflection, Charles Wilcher DC, DNBHE wrote in a 1993 issue of the *Prover*, "If [Hahnemann's] miasmatic concept of disease is correct, then there is no hope for the untreated human race. We are doomed. In fact, all life, if untreated, on the planet is also doomed. For the end result of all miasmatic disease tends to be death . . . miasms will continue to multiply in the human race until each individual will reach the point where life is no longer possible."

Daniel P. Towle, D. C., DNBHE concurs, reminding us that, "As goes the individual, so goes the family; as goes the family, so goes the community; as goes the community, so goes the state; as goes the state, so goes the country." The hope of humanity may lie in patiently and persistently scoping out these miasms and treating them homeopathically to restore the dynamic plane, not only of each individual, but of all mankind. One final thought on treating miasms. Are miasmatic remedies dangerous? Healing is not always pleasant, the process of restoring health can cause some temporary discomfort, often from the necessary cleansing. This is expected. Anyone who has ever been through a cleanse of any sort knows that symptoms always get worse before the cleanse is complete. As the toxins are flushed from the body, it is inevitable that headaches, diarrhea, nausea and body odor accompany the cleanse. One significant difference that sets Dr. *Recommends* remedies apart is that they are carefully and intentionally formulated to be more gentle so they minimize the discomfort of the cleansing process.

Classically trained homeopaths contend that only the correctly chosen 'simillimum' can deliver the healing influence, and any remedy short of the complete symptom picture can either suppress symptoms, or even stimulate the patient to create new symptoms, referred to as 'accessory symptoms.' This perspective denies the fact that most, if not all, classical remedies are in fact combinations.

Pure substances simply do not exist in nature.

Chemical purity is critical for the toxic pharmaceutical industry, but living beings respond to chemistry and energy differently. The body is not merely an organic test tube for a carefully orchestrated set of chemical reactions.

It is an infinitely complex expression of a higher intelligence, one whose currency of communication is energy, and is innately capable of selecting the appropriate frequencies for its own health, disregarding the irrelevant. Multiple ingredient or multiple potency remedies provide a smorgasbord of healing energy to choose from, which our bodies do willingly and efficiently as reflected by the efficacy of combination remedies.

Dr. Recommends products offer a number of complex homeopathic remedies for the treatment of miasms. Every client responds to a unique combination of ingredients and potencies.

MIASM-ALLER: Allergies. Inherited disturbances.

Ingredients: Encephalitis, Typhus, Malaria, Anthrax, Toxoplasmosis, Venereum, Cold Virus, Allergic Reactivity Sarcodes: Adrenal, Pancreas, Liver 12x, 30x, 100x, 500x, 1000x.

MIASM-CAN: Degenerative diseases. Inherited disturbances.

Ingredients: Melanoma, Sarcoma, Myeloma, Neurofibroma, Carcinoma, Tumor 12x, 30x, 100x, 500x, 1000x.

MIASM-CF: Chronic fatigue, Exhaustion. Inherited disturbances.

Ingredients: Brucellosis, Epstein Barr, Mononucleosis, Cytomegalovirus, Tularemia, Streptococcus fecalis, Malaria, Elephantiasis, Coxsackie, Candida albicans 12x, 30x, 100x, 500x, 1000x. Pestinum, Spirillum minus 15x, 30x, 100x, 500x, 1000x.

MIASM-CHOL: Cholera, Intestinal disorders. Inherited disturbances.

Ingredients: Cholera, Dysentery, Ameba, Pyrogenium 12x, 30x, 100x, 500x, 1000x.

MIASM-FNG: Fungus, Yeast sensitivity. Inherited disturbances.

Ingredients: Amanita muscaria, Saccharomyces, Candida albicans, Molds, Epidermophyton, Chlamydia 12x, 30x, 100x, 500x, 1000x. Blastomyces 17x, 30x, 100x, 500x, 1000x. Candida parapsilosis 19x, 30x, 100x, 500x, 1000x.

MIASM-LEP: Leprosy, Skin disorders. Inherited disturbances.

Ingredients: Leprosy, DNA, RNA, Myrrh, Verbascum thapsus 12x, 30x, 100x, 500x, 1000x.

MIASM-MEN: Mental disorders. Inherited disturbances.

Ingredients: Encephalitis, Nocardia, Bacteria, Virus, Imponderables: Guilt, Shame, Jealousy, Rage, Hatred, Prejudice, Incest, Greed, Judgmental, Obsession, Depression, Aggression 12x, 30x, 100x, 500x, 1000x. Meningitis, Trichinosis 15x, 30x, 100x, 500x, 1000x.

MIASM-MZL: Measles, Dermatitis. Inherited disturbances.

Ingredients: Rubeola, Morinum, DNA, RNA, Chamomilla, Trifolium pratense, Pulsatilla 12x, 30x, 100x, 500x, 1000x.

MIASM-PSO: Psora, Skin disturbances. Inherited disturbances.

Ingredients: Psorinum, Staphylococcus, Streptococcus, Tuberculinum, DNA, RNA, Calcarea Carbonica, Medorrhinum, Kali Muriaticum, Pulsatilla, Bryonia 12x, 30x, 100x, 500x, 1000x.

MIASM-SYC: Sycosis, Skin disorders. Inherited disturbances.

Ingredients: Luesinum, Medorrhinum, Chlamydia, Nocardia, DNA, RNA, Natrum Muriaticum, Petroleum, Sulphur, Natrum Sulphuricum, Zincum Valerianicum, Apis mellifica 12x, 30x, 100x, 500x, 1000x.

MIASM-SYP: Syphilis. Skin. Sexual. Inherited disturbances.

Ingredients: Syphillinum, DNA, RNA, Lymes, Antimonium Crudum, Kali Muriaticum, Mercurius Solubilis, Mercurius Vivus, Hepar Sulphuris Calcareaum 12x, 30x, 100x, 500x, 1000x.

MIASM-TB: Tuberculosis. Inherited disturbances.

Ingredients: Tuberculosis, Pneumonia, Bronchiecycasis, Pertussis, DNA, RNA, Natrum Sulphuricum, Aconitum napellus 12x, 30x, 100x, 500x, 1000x.

MIASM-TET: Tetanus, TMJ disorders. Inherited disturbances.

Ingredients: Tetanus, TMJ, DNA, RNA, Botulinum, Shigella, Calcarea Phosphorica, Calcarea Sulphurica 12x, 30x, 100x, 500x, 1000x.

MIASM-VAC: Vaccine. Inherited disturbances.

Ingredients: Vaccinotoxinum, Varicella, Parotitis, Polio, Grippe, Influenza, Diphtheria, Measles, Tetanus 12x, 30x, 100x, 500x, 1000x.

MIASM-VIR: Virus sensitivity. Inherited disturbances.

Ingredients: Apium Virus, Ichthyolum, Vaccinotoxinum, Morinum, Variolinum, Misc. Influenzinum, Vincetoxicum, Retrovirus 12x, 30x, 100x, 500x, 1000x. Psorinum 16x, 30x, 100x, 500x, 1000x.

Note: These are suggestions only. Always consult with a qualified medical professional before beginning any treatment.

William Cunningham
White Dove Healing Arts
info@whitedovehealing.com

Focus on a Product of the Month with Simone Gabrielle

Quantum Caress Kit

This kit is just one of many accessories that can be bought through The Quantum Center of Excellence. For help in ordering, please contact us Toll Free Canada/USA 877-388-3004 or Worldwide 250-388-5283.



This accessory kit has multiple uses. With a simple press and twist motion, the tip can be changed from a roller to a probe, allowing easy transition from one accessory to another. It also has two different sized probes, a short one for fine close-up work and a longer one for areas needing an extended reach.

Probes

The probes can be used for targeting trouble areas such as warts, any skin irritations, teeth, fine lines or wrinkles.

Roller

The roller can be used for any areas with pain, skin or muscle issues, face-lifts, scar tissue or stretch marks. For more ample area coverage, consider the Large Cellulite Roller.

Advantages of using Accessories

The advantages of using accessories are many. A significant consideration is the ability to direct the frequency or frequencies directly to the stressed area while leaving the body harness in place. This allows for multiple frequency delivery for the same stress.

Another consideration is in the possibility of making beatification creams, slaves or ointments for any skin or muscle stress using the specific frequencies the client may be resonating with. Water can be energized, of course, directly on the test plate. However consider the possibility of charging a bath with specific detox frequencies or flower essences for relaxation!

Further, how about a non-surgical face lift, scar tissue reduction or bust enhancement to name just a few. Virtually any program can be directed through an accessory: surrender yourself to your creativity and imagination!

Connecting your Accessory to the EPPFX Box

On the back of the EPPFX box, there are four ports: black, yellow, blue and red. The red port is for energy to be transmitted out of the device: this is the port into which you must connect the red cable.

The Splitter Box (which can be purchased separately) can be attached to the red port to enable multiple accessories to be active simultaneously. These can be used at the same time or be set aside, ready for use at anytime.

Do not connect your accessory to the black port – that port is for energy coming into the device. Do not connect your accessory to the yellow and blue ports – these are for future utilization and are not currently active.

Activation and Use

Be aware that in the Claps32 software, all accessories are referred to as a “Point Probe”.

All accessories are activated from the Test Screen: under System Power Settings, select Activate Point Probe. (You will then see a button called “Point Probe” appear at the top right-hand side of your Test Screen.)

There are also several programs in the Clasp32 software that allow you to activate the accessory directly from the panel. To do this, just click on a button that says “Activate Point Probe”. Once the accessory has been activated, it will remain activated throughout the session until it is deactivated or unplugged.

You may also allow the accessory to remain active and simply set it aside when not in use, keeping it available for future use during the session.

Cleaning

It is not possible to properly sterilize the accessories without an autoclave; therefore it is NOT recommended to use them over broken skin or inside the body including the oral cavity. Consider that the dental accessories (probes) are still effective when used outside the mouth as opposed to entering the mouth cavity.

Hydrogen peroxide can be used to clean any of the accessories. Another possibility is wiping the item with a dampened micro-fiber cloth; which is naturally disinfecting.

How to use your Caress Kit: Face Lift

The Quantum Caress Kit and/or the Pad Set are ideal for this. Remember to Activate Point Probe from System Power Settings on the Matrix. Consider taking a digital before and after photograph of the face! If using the roller, roll over areas of concern such as cheeks, jaw, neck, eyes.

If using the probe, gently stroke over area of concern such as blemish or spot. If using the Pad Set, tape the pads in place using skin adhesive tape over the areas of concern. From the Test Screen:

1. Programs (top menu bar)
2. Short Sarcodes RX (drop down list)
3. Face Muscles (If using the Roller, begin to gently roll the face using an upward motion)
4. Double-Click Each individual muscle name up to 3 times - seeking a higher repaired value than all other categories.
5. Background of panel to balance all the muscles in the face - up to 3 times - seeking a higher repaired value than all other categories.
6. Close
7. Programs (top menu bar)
8. Body Scan and Face Therapy
9. Click Skin Rejuvenation
10. Set timer for 3 minutes
11. Click Detox Pulse (If using the Roller, begin to gently roll the face using an upward motion.)
12. Set timer for 5 minutes
13. Click Face Lift (If using the Roller, begin to gently roll the face using an upward motion.)
14. Set timer for 3 minutes
15. Click Point Probe Lines (If using the Roller, begin to gently roll any lines using an upward motion; if using the Probe gently begin stroking the lines using an upward motion.

Lips or Cheeks Enlarger:

1. Set timer for 3 to 5 minutes
2. Click Lips Enlarger (Use the Probe or Roller as outlined above)
3. Click Cheeks Enlarger (Use the Probe or Roller as outlined above)
4. For any Scaring on the face or body set timer as above:
5. Click Point Probe Scars (Use the Probe or Roller as outlined above)

How to use your Caress Kit: Dental Application

The probe in the Quantum Caress Kit is ideal for this. Remember to Activate Point Probe from System Power Settings on the Matrix.

1. Programs (top menu bar)
2. Click Dental (drop down list)
3. Click Information (top menu bar)
4. Click Start Info Exchange (drop down list)
5. Click Information (top menu bar)
6. Click Search Foci (drop down list)
7. Double Click The white panel to remove it
8. Click Teeth Chart
9. Select the type of search, for example Click Toxicity Search
10. Click Test and Treat (this will display the relevant values). All of the numbers are shaded in red.
11. For easier viewing of the most significant:
12. Click Red Add 5 (continue until only a few reds remain, these are energetically the most significant teeth)
13. Double Click items with high values to balance while applying the Probe to the outside of the cheek on the respective tooth.

If making a new Search, Click Reset Red Button to restore the red overlay on all the values.

Stem Cell Analysis + Treatment for dental problems

The probe in the Quantum Caress Kit is ideal for this. Remember to Activate Point Probe from System Power Settings on the Matrix.

1. Programs (top menu bar)
2. Stem Cell Analysis + Treatment (drop down list)
3. Note: it will not appear in the Programs drop down list unless you first work in either Dark Field Analysis or Homotoxicology
4. Deepest stress phase (highlighted in red)
5. Teeth from the Ectodermal section on the panel
6. Stem Cell Stimulation - while applying the Probe to the outside of the cheek on the respective tooth. (Rectify to 90-100)

Simone Gabrielle, Practitioner Support

The Quantum Center Of Excellence

simone@thequantumcenter.com

Toll Free Canada/USA 877-388-3004

Worldwide 250-388-5283

How to Speed Things Up

Do you wish you could zip through the beginning stages of the Clasp32 software and not spend so much time setting it up? Here are a few tips.

Very few people can go as quickly with a Touch Pad on a laptop compared with a mouse. A number one recommendation: get yourself a mouse for your laptop! You can point and click faster with a mouse.

Learn to use keyboard skills for certain functions to go even faster! Your hands can move more quickly on the keyboard compared with pointing and clicking with a mouse.

One of the tricks to keyboard skills is to notice that on certain words in the Clasp32 software, certain letters are underlined. Example: the Treat button: If you press on the T letter on your keyboard, it will do the same as if you clicked on the Treat button with your cursor.

Here's how to quickly set up your Quantum Biofeedback session for a **returning** client: As soon as you double-click on Clasp32, your hands can more or less stay on the keyboard and you will save time.

Press the following letters on your keyboard:	Instead of clicking on the following buttons:
<enter>	"Close" (for the SCIO Head strap panel and wait for Load to complete)
P	"Password"
<enter>	"OK" for "This software is owned by..."
type 0210	(or your own password)
<enter>	"OK"
D	"Demographics" on the main page
<esc> and <esc>	To get yourself directly into your patient data base
S	"Search for past Patient"
Type the first few letters of your previous client and press <enter>	The name closest to the letters you just typed will be highlighted
<enter>	OK
Click on the name of your client	

P	“Previous Patient”
<enter>	“Yes”
<enter>	“Yes”
C	“Close”
If Biorhythms comes up and you wish to go to that panel	
<enter>	“Yes”
S	“Start”
Click on the button Treat Biorhythm Concern	
Click “Close”	
C	“Calibration” on the main page
F	“Fast Track Calibration” (and wait for Calibration to complete)
<enter>	“OK” (for Calibration Complete)
T	“Test” (on the main page)
T	“Prepare Test” on the test matrix page
<enter>	“TEST” and the test will start

Special thanks this month to Bill Fanning for this month’s tips.

*Our Support Team can help you **24 hours, 7 days a week** with your Clasp32 software program questions as well as technical problems.*

Practitioner Support Team

The Quantum Center Of Excellence

support@thequantumcenter.com

Toll Free Canada/USA 877-388-3004

Worldwide 250-388-5283



Coaching Corner

with Theresa McCall

In our practice, it is our job to educate our clients. Therefore it is a good idea to have a variety of books in our offices. Here are a few that I use in my practice.

You want to be able to give the books to your clients so that they can get for themselves, information on their symptoms, condition, diagnosed disease or any of the reasons that might have prompted them to come and see you. They need to make an informed decision about how they wish to proceed. We need our clients' participation. We want to work together with our clients - not take care of them.

- *Healthy Healing – Linda Page*
- *Prescription for Nutritional Healing – James Balch*
- *Healing with Whole Foods – Paul Pitchford Oriental Traditions and Modern Nutrition*
- *Back to Eden – Jethro Kloss (herbs)*
- *The Healing Power of herbs – Michael T. Murray*
- *Micro Miracles – Ellen W. Cutler - Discover the healing power of enzymes*
- *Enzyme Nutrition – Dr. Edward Howell*
- *Flower Essence Repertory – Patricia Kaminski and Richard Katz*
- *38 Flower Essences – Bach*
- *Maateria Medica with Repertory – William Boericke. MD (Homeopathic)*

Theresa McCall

The Quantum Center Of Excellence

coachingquestions@thequantumcenter.com

Toll Free Canada/USA 877-350-0588

Worldwide 415-482-8817



Quantum Biofeedback “Dark Field Blood” Program usage, & More Examples of One Hour Training Sessions.

Last month’s presentation was designed to give you an example of how real-time sessions might look, and how to tie your program usage together without feeling the pressure to “do it all” in one session. We covered how to consider program choices based in “reactivity” theory, and covered the basic strategy of what several one hour sessions would look like, while still personalizing certain program panels to our client’s unique picture.

This month we will take a look at other program options that address stresses reflected in the “dark field blood” programs, along with samples of how to use them at the end of one of the sessions from last month. We will review what sessions might look like with an emphasis on these issues, and take a close look at Matrix information that may pertain to your program choices in the DF Blood program.

About Quantum Clinics

Quantum Clinics are designed by our experienced Quantum Masters to enhance your knowledge of how to more effectively use the EPFX device for stress reduction. Each monthly Quantum Clinic focuses on one particular condition or topic.

For each of these, many different EPFX protocols, approaches and explanations are presented in detail to help the Quantum Biofeedback Practitioner assist their clients in the goal of stress reduction. Practitioners are encouraged to adapt and modify these protocols, since there is not just one specific approach for any particular stress condition.

Please contact your [Regional or Zone Director](#) for more information about Quantum Clinics in your area.

Gage Tarrant, Director Of Multi-Media Education
The Quantum Center Of Excellence
gage@thequantumcenter.com

Device Certification Program

The Quantum Center Of Excellence and EPPX Services Inc. are pleased to announce **The Device Certification Program**. Introductory price of only \$499.00 USD (Price does not include any shipping and handling charges).

A new comprehensive upgrade that includes installation of a new **Test Kit** for your device direct from Budapest, upgraded connectors for both **USB** and **Serial Bus** connections and much more! All devices will go through rigorous testing and screening process for stability and accuracy.

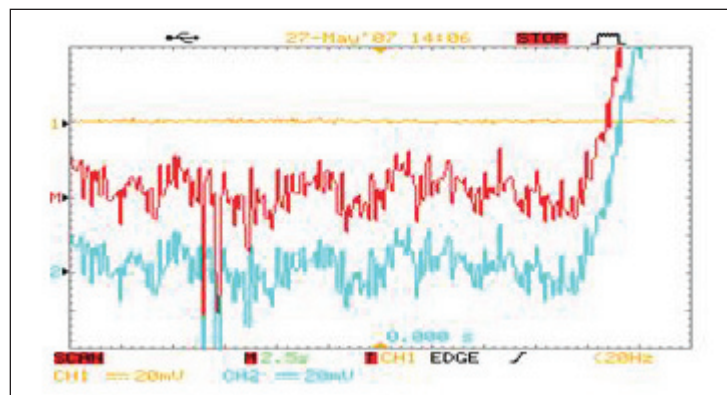


Figure 1-1 Example Digital Oscilloscope Printout

In addition the harnesses and device will be checked on a digital oscilloscope and the printout (Figure 1-1) provided indicating your devices performance against the manufacturer's original specifications. By obtaining certification on your Device you will have improved reliability and your assurance that your Device is functioning at it's maximum potential.



EPPX Service Inc. complies with ISO Standards 46001 and 13485. All specification subject to change without notice in the interest of improvement and quality control Ver.1.2.

This Certification is offered to both **USB** and **Serial Interface Device** versions. A gold serial connector will be substituted in rear for non USB versions. This Certification and upgrade is **not available** for older **Parallel Interface QX** Device versions.

Certification Procedures

- *Test Kits will be replaced with a current and accurate version.*
- *Serial connectors on front will be replaced with high quality gold plated equivalents.*
- *The USB jack on the back of the device will be replaced with a military specified gold plated USB jack.*
- *Test plate will be replaced with a highly conductive aluminum as well as the mounting screws to avoid dissimilar metal corrosion.*
- *A high quality gold plated USB cable with a lifetime warranty will be provided to replace the standard issue cable.*
- *All internal ribbon connectors will be reseated and tightened.*
- *Main PCB mounting screws will be replaced with high quality stainless steel equivalents.*

What You Will Receive

- *A Device Certification Certificate.*
- *A Warranty extension of One year from date of certification extending the manufacturers original warranty.*
- *A Helpful Tips for Device Care information sheet.*
- *A letter from Professor Bill Nelson.*
- *A color printout of your device's actual measurements in relation to the manufacturer's specifications.*

Contact Us Now

Toll Free Canada/USA 877-388-3004

Worldwide 250-388-5283

EPFX Service Inc.

3273 Tennyson Ave

Victoria, BC V8Z 3P4

Office Hours 8:30am to 5:00pm (PST)



Advanced EPFX Training

with Nirvana Zarabi-Smith

Quantum Biofeedback training is coming to North Carolina! Please join Nirvana Zarabi-Smith for an Advanced Level EPFX seminar and experience the hands-on training you need to be the best Quantum Biofeedback Practitioner you can be. This practical seminar will be indispensable for providing successful stress reduction sessions.

The training is designed as a gateway for more advanced modules, so that you can continue to expand your knowledge base and skill as you increase your confidence as a stress reduction practitioner. We look forward to sharing the multitude of possibilities that your EPFX has to offer in this concentrated and intensive course.

December 1st - 2nd, 9:00am to 6:00pm

Ramada Woodlawn
212 W. Woodlawn Rd.
Charlotte, NC, 28217
800-847-7829

16 Continuing Education Credits

Topics Included

- *Live Client Demo*
- *NLP*
- *23 Organ and Gland Systems*
- *Genetic Coding and Trauma Release*
- *Unconscious Program Selections*
- *Organ Detox - Homotoxicology*
- *Miasms*
- *Dark Field Analysis*
- *Blood Analysis*
- *Hamer Medicine*
- *Test Matrix Evaluation*
- *Risk Profile*
- *Patient Superconscious Reduction*
- *Chart Maker*
- *And Much More*

Cost

\$199 Early Bird (before 11/11/07 and includes Friday Night Open House Training)

\$250 (after 11/11/07 and pay \$35 for Friday Night Open House Training)

Mail check to Carol Calvert

9103 Tiffany Crest Ct.

Charlotte, NC, 28227

Open House

Melissa Rogers, Regional Director presents: How to Conduct an Open House

Friday November 30th, 7pm to 9pm

If you have any questions please contact Carol Calvert 704-241-6103.

Lyme Disease - The Great Imposter

with Lori Marcus

This training will provide you with invaluable information on Lyme disease and its co-infections. You will be provided with a 34 page Protocol designed to educate, isolate, and stimulate the body's immune system and ability to remove the energetic stressors of this debilitating dis-ease through matrix results. We will also discuss the bio-warfare connection and its origins.

This protocol will educate you on Lyme, co-infections and protocols designed to isolate and relieve stress causing symptoms, stimulate the immune system, and provide direction through matrix results.

Lyme disease is said to be the causative agent in more than 200 conditions and diseases including: Chronic Fatigue, Epstein Barr, Mono Bell's Palsy, Parkinson's, Memory Loss, Chronic Joint Pain, Heart palpitations, Tinnitus and Depression.

Training Dates

November 17th, 9:30am 5:00pm

Minneapolis, MN

Contact Anne Kent to register

annekent@aol.com

Cost: \$99

December 8th, 9:30am - 5:00pm

Las Vegas, NV

Contact Lori Marcus to register

LM@biou.us

530-546-5919

Cost: \$99

8 Continuing Education Credits

Online Training Dates

November 10th, 9:30am - 2:30pm PST

Contact Lori Marcus to register

LM@biou.us

530-546-5919

Cost: \$99

5 Continuing Education Credits for Online Training

Online Training Note

You must pre-register for this training and leave enough time for payment and mailing of the protocol. Payments may be made through Paypal or you may send a check to Lori Marcus P.O. Box 873, Crystal Bay, NV 89402.

Prior to your training you will receive an email invitation with a link to follow along with timely reminders. This link will pre-register you for the class. On the day of the class you will follow an email link provided that will bring you onto my computer screen where I will be running a PowerPoint and showing the protocol using my EPFX.

A conference call number will be provided as we will be on the phone throughout the whole class. You only need to use your email program and not your EPFX. You will need a headset or speakerphone and unlimited weekend calling to the USA. We will have several short breaks during the training. You will receive instructions and the 36 page protocol in advance by mail.

About Lori Marcus

Lori Marcus is part of the new generation of Quantum Instructors. She came on board as a practitioner in 2002 and quickly became an advocate for education. As the second wave of instructors integrates into the EPFX world, they bring with them the knowledge of years of training and pearls from all the masters.

Lori puts it all together for you, showing you how to work with confidence in a field where the only constant is change. Her passion is sure to awaken your quest to know more.

Testimonials

“Seldom have I attended a more logical and well-designed instructional course. Lori is a natural teacher and it is a pleasure to delve into the possibilities of EPFX applications with her masterful guidance and sensible approach .”

- *K. Green*

“Lori’s on-line course is very good and right to the point...Excellent and then some. Just get yourself ready in the ‘comfort’ of your home... It’s was JUST LIKE being in a training place, but without the time/expense of travel. With her training and info/protocol I can work on myself or others tomorrow (if I so choose/desire) and know what I’m doing and how to flow thru it. It was great.”

- *G.J. Roohr-Hyzer*